

<b>TITLE</b>  <b>400G QSFP-DD to 2*200G QSFP56 Active Copper Cable (PAM4)</b>	<b>DOC No. RFD-20240105010-001</b>	
	<b>REVISION :</b> <b>01</b>	<b>AUTHORIZED BY :</b> <b>Albert Lin</b>
	<b>DATE :</b> <b>2024/01/09</b>	<b>CLASSIFICATION :</b> <b>Optical Transceiver</b>

## 1. PRODUCTS SCOPE

QSFP-DD-2xQSFP56 active copper cable assembly feature sixteen differential copper pairs, providing eight data transmission channels at speeds up to 56Gbps (PAM4) per channel, and meets 2x200G Ethernet and InfiniBand High Data Rate (HDR) requirements. Available in a broad range of wire gages from 26AWG through 30AWG-this 2x200G copper cable assembly features low insertion loss and low crosstalk.

QSFP-DD-2XQSFP56 active copper cable uses PAM4 signals for transmission, which doubles the rate. However, there are more stringent requirements for cable insertion loss.

For detailed requirements, please see High Speed Characteristics.

## 2. PRODUCT FEATURES

- Compatible with IEEE 802.3bj and IEEE 802.3cd
- Compatible with SFF-8636
- Supports aggregate data rates of 2x200Gbps (PAM4)
- Optimized construction to minimize insertion loss and crosstalk.
- Pull-to-release slide latch design.
- Straight and break out assembly configurations available.
- Customized cable braid termination limits EMI radiation
- Customizable EEPROM mapping for cable signature.
- 26AWG through 30AWG cable
- Up to 7M transmission for Ethernet and 5M for HDR
- 3.3V Power supply
- Power Consumes 0.15W per active channel
- EQ programmable
- Temperature Range: 0~ 70 °C

<b>TITLE</b>  <b>400G QSFP-DD to 2*200G QSFP56 Active Copper Cable (PAM4)</b>	<b>DOC No. RFD-20240105010-001</b>	
	<b>REVISION :</b> <b>01</b>	<b>AUTHORIZED BY :</b> <b>Albert Lin</b>
	<b>DATE :</b> <b>2024/01/09</b>	<b>CLASSIFICATION :</b> <b>Optical Transceiver</b>

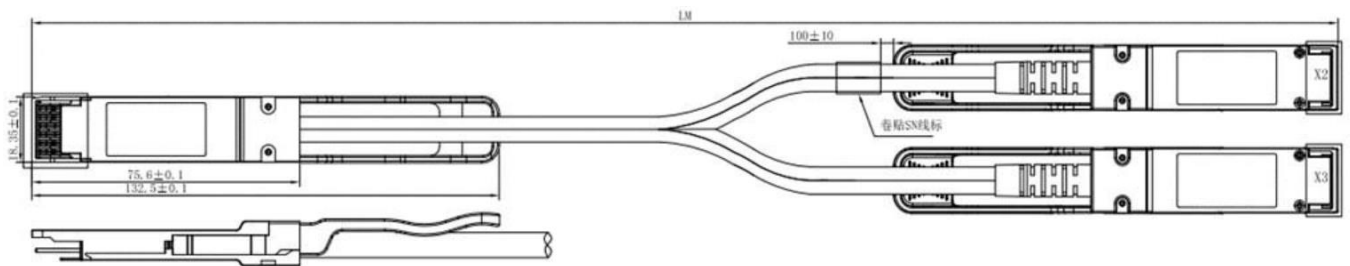
### 3. PRODUCT DESCRIPTION

#### 3.1 PRODUCT NAME

#### 400G QSFP-DD to 2\*200G QSFP56 Active Copper Cable

Category	Data Rate	Distance	Cable AWG	Tem.
QSFP-DD to 2xQSFP56	400G	1m	30	C
	400G	2m	30	C
	400G	3m	30	C
	400G	4m	28	C
	400G	5m	26	C
	400G	6m	26	C
	400G	7m	26	C

#### 3.2 DIMENSIONS, MATERIALS, PLATINGS AND MARKING



<b>TITLE</b>  <b>400G QSFP-DD to 2*200G QSFP56 Active Copper Cable (PAM4)</b>	<b>DOC No. RFD-20240105010-001</b>	
	<b>REVISION :</b> <b>01</b>	<b>AUTHORIZED BY :</b> <b>Albert Lin</b>
	<b>DATE :</b> <b>2024/01/09</b>	<b>CLASSIFICATION :</b> <b>Optical Transceiver</b>

#### **4. APPLICATIONS**

- Switches, servers and routers
- Data Center networks
- Storage area networks
- High performance computing
- Telecommunication and wireless infrastructure
- Medical diagnostics and networking
- Test and measurement equipment
- 2x200G Ethernet (IEEE 802.3cd)
- InfiniBand HDR

#### **5. Absolute Maximum Ratings & Recommended Operating Conditions**

<b>Absolute Maximum Ratings</b>	
Parameter	Notes
Number of Lanes	Tx8 & Rx8(QSFP-DD) TX4& Rx4(QSFP56)
Channel Data Rate	53.125Gbps
Operating Temperature	0 to + 70°C
Storage Temperature	-40 to + 85°C
Supply Voltage	3.3 V nominal
Electrical Interface	76pins edge connector (QSFP-DD) 38pins edge connector (QSFP56)
Management Interface	Serial, I <sup>2</sup> C

JESS-LINK PRODUCTS CO., LTD  
**PRODUCT SPECIFICATION**

<b>TITLE</b>  <b>400G QSFP-DD to 2*200G QSFP56 Active Copper Cable (PAM4)</b>	<b>DOC No. RFD-20240105010-001</b>	
	<b>REVISION :</b> <b>01</b>	<b>AUTHORIZED BY :</b> <b>Albert Lin</b>
	<b>DATE :</b> <b>2024/01/09</b>	<b>CLASSIFICATION :</b> <b>Optical Transceiver</b>


<b>High Speed Characteristics</b>						
Parameter	Symbol	Min.	Typical	Max.	Unit	Note
Differential Impedance	TDR	90	100	110	Ω	
Insertion loss	SDD21	-17.16	-	-	dB	At 13.28 GHz
Differential Return Loss	SDD11	-	-	See 1	dB	At 0.05 to 4.1 GHz
	SDD22	-	-	See 2	dB	At 4.1 to 19 GHz
Common-mode to common-mode output	SCC11	-	-	-2	dB	At 0.2 to 19 GHz
Differential to common-mode return loss	SCD11	-	-	See 3	dB	At 0.01 to 12.89 GHz
	SCD22	-	-	See 4	mV	At 12.89 to 19 GHz
Differential to common Mode Conversion Loss	SCD21-	-	-	-10	dB	At 0.01 to 12.89 GHz
	SDD21	-	-	See 5	-	At 12.89 to 15.7 GHz
		-	-	-6.3	-	At 15.7 to 19 GHz

*Notes*

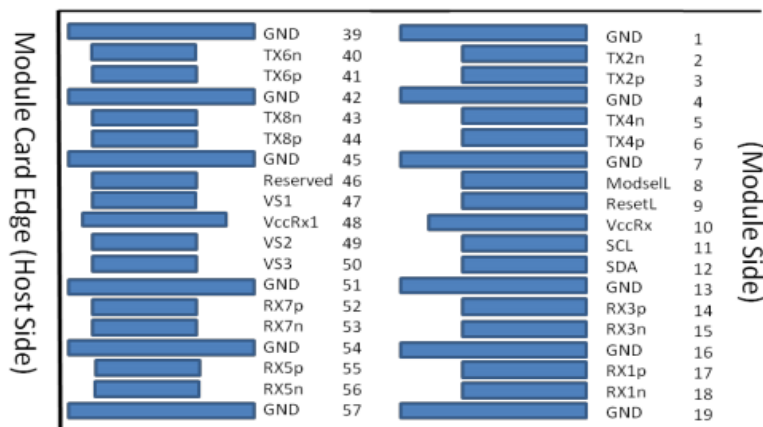
1. Reflection Coefficient given by equation  $SDD11(dB) < -16.5 + 2 \times \text{SQRT}(f)$ , with  $f$  in GHz.
2. Reflection Coefficient given by equation  $SDD11(dB) < -10.66 + 14 \times \log_{10}(f/5.5)$ , with  $f$  in GHz.
3. Reflection Coefficient given by equation  $SCD11(dB) < -22 + (20/25.78) * f$ , with  $f$  in GHz.
4. Reflection Coefficient given by equation  $SCD11(dB) < -15 + (6/25.78) * f$ , with  $f$  in GHz.
5. Reflection Coefficient given by equation  $SCD21(dB) < -27 + (29/22) * f$ , with  $f$  in GHz.

<b>TITLE</b>  <b>400G QSFP-DD to 2*200G QSFP56 Active Copper Cable (PAM4)</b>	<b>DOC No. RFD-20240105010-001</b>	
	<b>REVISION :</b> <b>01</b>	<b>AUTHORIZED BY :</b> <b>Albert Lin</b>
	<b>DATE :</b> <b>2024/01/09</b>	<b>CLASSIFICATION :</b> <b>Optical Transceiver</b>

**6. Pin-out Definition (QSFP-DD)**



Top side viewed from top



Bottom side viewed from bottom



JESS-LINK PRODUCTS CO., LTD  
**PRODUCT SPECIFICATION**

**PAGE 6/10**

<b>TITLE</b>  <b>400G QSFP-DD to 2*200G QSFP56 Active Copper Cable (PAM4)</b>	<b>DOC No. RFD-20240105010-001</b>	
	<b>REVISION :</b>  <b>01</b>	<b>AUTHORIZED BY :</b>  <b>Albert Lin</b>
	<b>DATE :</b> <b>2024/01/09</b>	<b>CLASSIFICATION :</b> <b>Optical Transceiver</b>

Pin	Logic	Symbol	Description
1		GND	Ground
2	CML-I	Tx2n	Transmitter Inverted Data Input
3	CML-I	Tx2p	Transmitter Non-Inverted Data Input
4		GND	Ground
5	CML-I	Tx4n	Transmitter Inverted Data Input
6	CML-I	Tx4p	Transmitter Non-Inverted Data Input
7		GND	Ground
8	LVTTL-I	ModSelL	Module Select
9	LVTTL-I	ResetL	Module Reset
10		Vcc Rx	+3.3V Power Supply Receiver
11	LVCMOS-	SCL	2-wire serial interface clock
	I/O		
12	LVCMOS-	SDA	2-wire serial interface data
	I/O		
13		GND	Ground
14	CML-O	Rx3p	Receiver Non-Inverted Data Output
15	CML-O	Rx3n	Receiver Inverted Data Output
16		GND	Ground
17	CML-O	Rx1p	Receiver Non-Inverted Data Output
18	CML-O	Rx1n	Receiver Inverted Data Output
19		GND	Ground
20		GND	Ground
21	CML-O	Rx2n	Receiver Inverted Data Output
22	CML-O	Rx2p	Receiver Non-Inverted Data Output
23		GND	Ground
24	CML-O	Rx4n	Receiver Inverted Data Output
25	CML-O	Rx4p	Receiver Non-Inverted Data Output
26		GND	Ground
27	LVTTL-O	ModPrsL	Module Present
28	LVTTL-O	IntL	Interrupt
29		Vcc Tx	+3.3V Power supply transmitter

JESS-LINK PRODUCTS CO., LTD  
**PRODUCT SPECIFICATION**

**PAGE 7/10**

<b>TITLE</b>  <b>400G QSFP-DD to 2*200G QSFP56 Active Copper Cable (PAM4)</b>	<b>DOC No. RFD-20240105010-001</b>	
	<b>REVISION :</b> <b>01</b>	<b>AUTHORIZED BY :</b> <b>Albert Lin</b>
	<b>DATE :</b> <b>2024/01/09</b>	<b>CLASSIFICATION :</b> <b>Optical Transceiver</b>

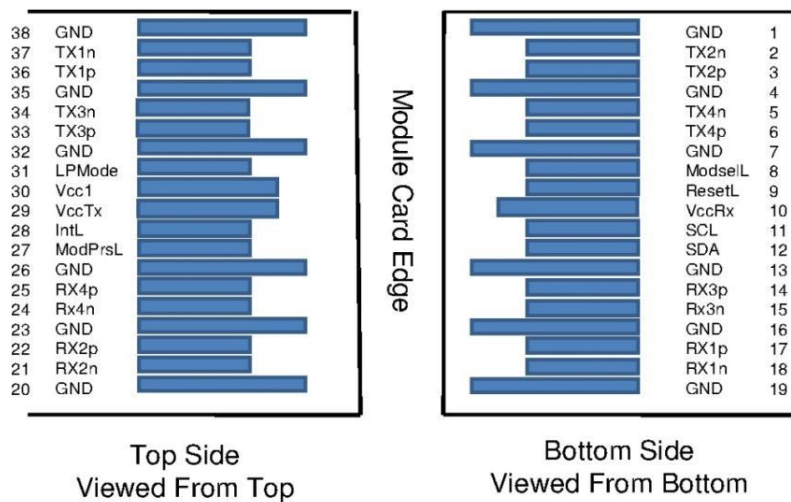
30		Vcc1	+3.3V Power supply
31	LVTTTL-I	LPMode	Low Power Mode
32		GND	Ground
33	CML-I	Tx3p	Transmitter Non-Inverted Data Input
34	CML-I	Tx3n	Transmitter Inverted Data Input
35		GND	Ground
36	CML-I	Tx1p	Transmitter Non-Inverted Data Input
37	CML-I	Tx1n	Transmitter Inverted Data Input
38		GND	Ground
39		GND	Ground
40	CML-I	Tx6n	Transmitter Inverted Data Input
41	CML-I	Tx6p	Transmitter Non-Inverted Data Input
42		GND	Ground
43	CML-I	Tx8n	Transmitter Inverted Data Input
44	CML-I	Tx8p	Transmitter Non-Inverted Data Input
45		GND	Ground
46		Reserved	-
47		VS1	-
48		VccRx1	+3.3V Power supply
49		VS2	-
50		VS3	-
51		GND	Ground
52	CML-O	Rx7p	Receiver Non-Inverted Data Output
53	CML-O	Rx7n	Receiver Inverted Data Output
54		GND	Ground
55	CML-O	Rx5p	Receiver Non-Inverted Data Output
56	CML-O	Rx5n	Receiver Inverted Data Output
57		GND	Ground
58		GND	Ground
59	CML-O	Rx6n	Receiver Inverted Data Output
60	CML-O	Rx6p	Receiver Non-Inverted Data Output
61		GND	Ground
62	CML-O	Rx8n	Receiver Inverted Data Output

**JESS-LINK PRODUCTS CO., LTD**  
**PRODUCT SPECIFICATION**

<b>TITLE</b>  <b>400G QSFP-DD to 2*200G QSFP56 Active Copper Cable (PAM4)</b>	<b>DOC No. RFD-20240105010-001</b>	
	<b>REVISION :</b>  <b>01</b>	<b>AUTHORIZED BY :</b>  <b>Albert Lin</b>
	<b>DATE :</b> <b>2024/01/09</b>	<b>CLASSIFICATION :</b> <b>Optical Transceiver</b>

63	CML-O	Rx8p	Receiver Non-Inverted Data Output
64		GND	Ground
65		NC	-
66		Reserved	-
67		VccTx1	+3.3V Power supply
68		VCC2	+3.3V Power supply
69		Reserved	-
70		GND	Ground
71	CML-I	Tx7p	Transmitter Non-Inverted Data Input
72	CML-I	Tx7n	Transmitter Inverted Data Input
73		GND	Ground
74	CML-I	Tx5p	Transmitter Non-Inverted Data Input
75	CML-I	Tx5n	Transmitter Inverted Data Input
76		GND	Ground

**7. Pin-out Definition (QSFP56)**



Pin	Logic	Symbol	Description
1		GND	Ground
2	CML-I	Tx2n	Transmitter Inverted Data Input



JESS-LINK PRODUCTS CO., LTD  
**PRODUCT SPECIFICATION**

**PAGE 9/10**

<b>TITLE</b>  <b>400G QSFP-DD to 2*200G QSFP56 Active Copper Cable (PAM4)</b>	<b>DOC No. RFD-20240105010-001</b>	
	<b>REVISION :</b>  <b>01</b>	<b>AUTHORIZED BY :</b>  <b>Albert Lin</b>
	<b>DATE :</b> <b>2024/01/09</b>	<b>CLASSIFICATION :</b> <b>Optical Transceiver</b>

3	CML-I	Tx2p	Transmitter Non-Inverted Data Input
4		GND	Ground
5	CML-I	Tx4n	Transmitter Inverted Data Input
6	CML-I	Tx4p	Transmitter Non-Inverted Data Input
7		GND	Ground
8	LVTTL-I	ModSelL	Module Select
9	LVTTL-I	ResetL	Module Reset
10		Vcc Rx	+3.3V Power Supply Receiver
11	LVC MOS-	SCL	2-wire serial interface clock
	I/O		
12	LVC MOS-	SDA	2-wire serial interface data
	I/O		
13		GND	Ground
14	CML-O	Rx3p	Receiver Non-Inverted Data Output
15	CML-O	Rx3n	Receiver Inverted Data Output
16		GND	Ground
17	CML-O	Rx1p	Receiver Non-Inverted Data Output
18	CML-O	Rx1n	Receiver Inverted Data Output
19		GND	Ground
20		GND	Ground
21	CML-O	Rx2n	Receiver Inverted Data Output
22	CML-O	Rx2p	Receiver Non-Inverted Data Output
23		GND	Ground
24	CML-O	Rx4n	Receiver Inverted Data Output
25	CML-O	Rx4p	Receiver Non-Inverted Data Output
26		GND	Ground
27	LVTTL-O	ModPrsL	Module Present
28	LVTTL-O	IntL	Interrupt
29		Vcc Tx	+3.3V Power supply transmitter
30		Vcc1	+3.3V Power supply
31	LVTTL-I	LPMODE	Low Power Mode
32		GND	Ground
33	CML-I	Tx3p	Transmitter Non-Inverted Data Input

JESS-LINK PRODUCTS CO., LTD  
**PRODUCT SPECIFICATION**

<b>TITLE</b>  <b>400G QSFP-DD to 2*200G QSFP56 Active Copper Cable (PAM4)</b>	<b>DOC No. RFD-20240105010-001</b>	
	<b>REVISION :</b> <b>01</b>	<b>AUTHORIZED BY :</b> <b>Albert Lin</b>
	<b>DATE :</b> <b>2024/01/09</b>	<b>CLASSIFICATION :</b> <b>Optical Transceiver</b>

34	CML-I	Tx3n	Transmitter Inverted Data Input
35		GND	Ground
36	CML-I	Tx1p	Transmitter Non-Inverted Data Input
37	CML-I	Tx1n	Transmitter Inverted Data Input
38		GND	Ground

**8. Modification History**

<b>Rev.</b>	<b>Comments</b>	<b>Date</b>	<b>Originator</b>	<b>Approval</b>
01	Preliminary Draft	2024/01/09	Albert Lin	Mike Sun